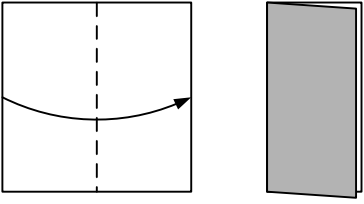
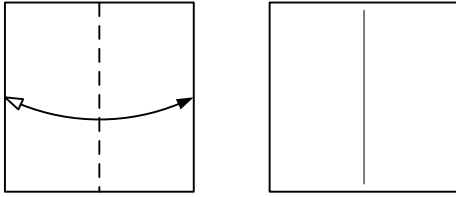
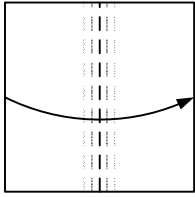
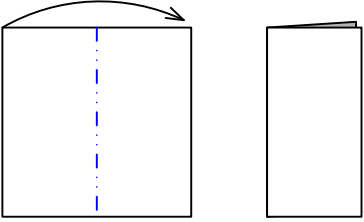
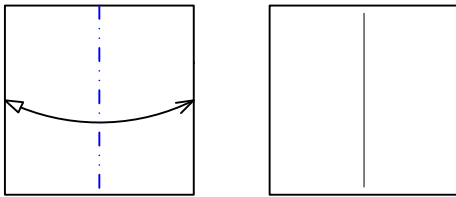
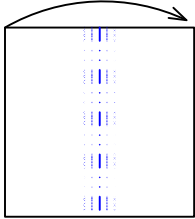
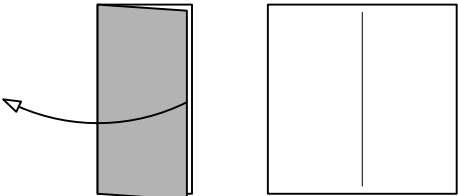
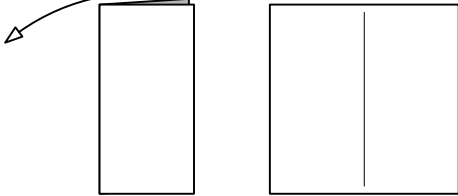


Origami Faltsymbole

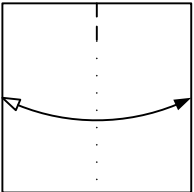
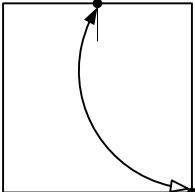
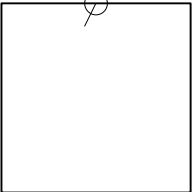

Copyright 2008-2013 © www.orime.de Dominik Meißner



 <p>Talfalte</p>	 <p>Talfalten und wieder Auffalten</p>	 <p>Variable Talfalte (T-up2you)</p>
---	--	---

 <p>Bergfalte</p>	 <p>Bergfalten und wieder Auffalten</p>	 <p>Variable Bergfalte (M-up2you)</p>
--	---	--

 <p>Auffalten / Zurückfalten</p>	 <p>Auffalten / Zurückfalten</p>
---	--

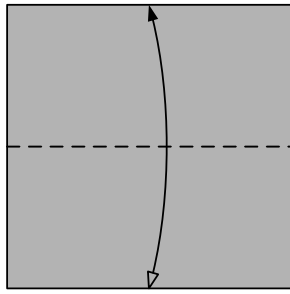
 <p>Nach innen zurückfalten</p>	 <p>Nach außen zurückfalten</p>
--	---

 <p>Markierungslinie</p>	 <p>Markierungspunkte</p>	 <p>Hinweiskreis</p>	<div data-bbox="1018 1720 1106 1771" style="border: 1px solid black; padding: 2px; display: inline-block;">08-09</div>  <p>Faltschritt(e) mit der angegebenen Nummer wiederholen</p>
---	--	---	---

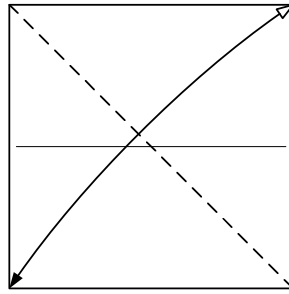
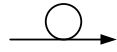
<p>Papier umdrehen</p>  <p>nach rechts nach links nach oben nach unten</p>				<p>Papier um die angegebene Winkelzahl drehen</p>  <p>nach rechts nach links</p>			
--	--	--	--	---	--	--	--

Origami Wasserbombe

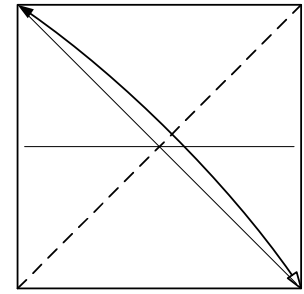
Copyright 2008-2013 © www.orime.de Dominik Meißner



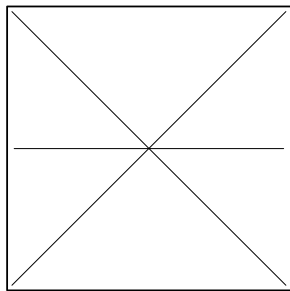
1



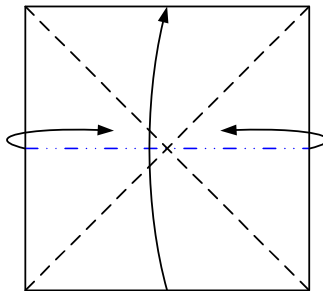
2



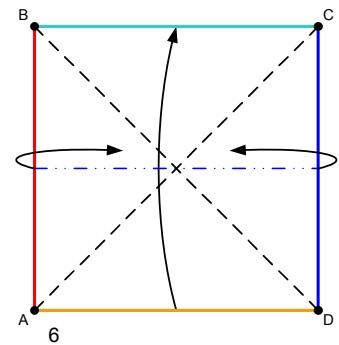
3



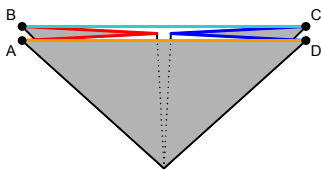
4




5



6



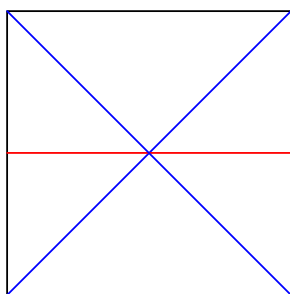
7



8



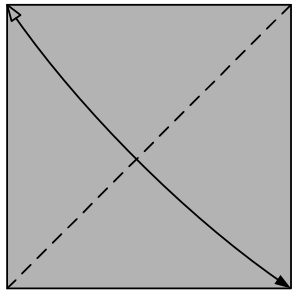
Foto



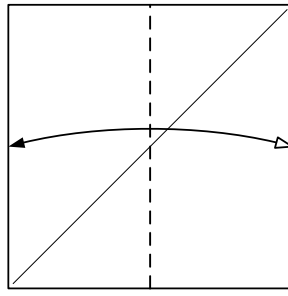
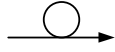
CP

Origami Wasserbombe Invers

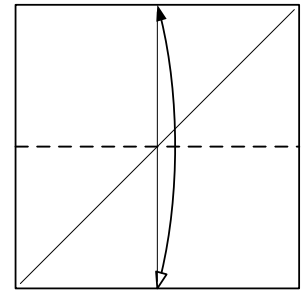
Copyright 2008-2013 © www.orime.de Dominik Meißner



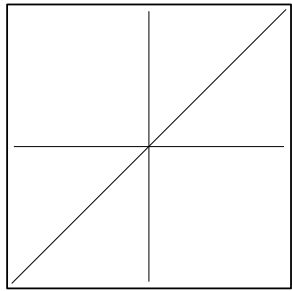
1



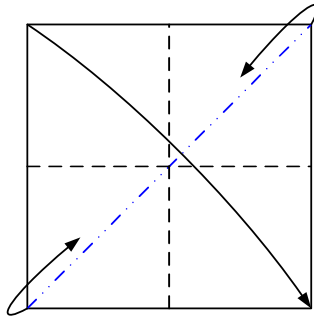
2



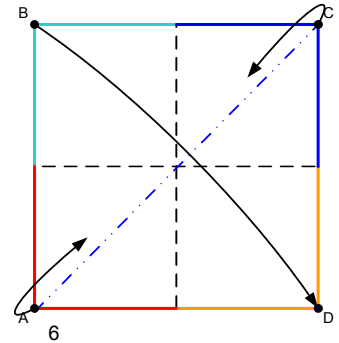
3



4

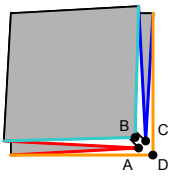


5




6

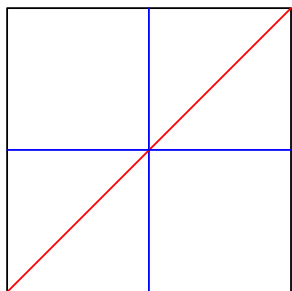
7



8



Foto



CP